

MyPortal for Teams



BusinessCom

WWW.BUSINESSCOM.NL

Myportal for Teams

- ✓ Integration of OSBiz in Microsoft Teams
- ✓ Creation of a MS Teams plugin hosted in OSBiz
- ✓ Microsoft Teams users won't be need to update the plugin themselves, since it is web driven
- ✓ Available on V3 Hardware (Mainboard) and OpenScape Business S

Myportal for Teams

Pre-requirements:

- ✓ Valid certificate in OSBiz, company domain.
- ✓ Use Lets Encrypt, easy to use, automatic regeneration of certificate
- ✓ Portforward 8805

Expert mode - Telephony Server

Security

- Application Firewall
- Deployment and Licensing Client (DLSC)
- Signaling and Payload Encryption (SPE)
- SSL
 - Certificate Generation
 - Certificate Management
 - Server Certificates
 - Default Server Certificate
 - test
 - my-connect.tech
 - LetsEncrypt (active)**
- Web Security
- Sig Security

Server Certificates

View Certificate | Delete Certificate | Export Certificate / CSR [X.509] | Import Updated Certificate / Certificate for CSR [X.509] | Activate Certificate

Name of the Certificate: LetsEncrypt
Certificate Type: CA-Signed Peer Certificate
Serial Number of Certificate: 37052257832358160171354585420056228856454
Serial Number of Certificate (hex): 0440DE34DDCFCD10CDA288280C7D7D110286
Type of Signature Algorithm: sha256RSA
Start Time of Validity Period (GMT): Thursday, 09/12/2024 21:01:43
End Time of Validity Period (GMT): Wednesday, 12/11/2024 21:01:42
CRL Distribution Point:

Issued by CA

Country (C): US
Organization (O): Let's Encrypt
Organization Unit (OU):
Common Name (CN): R11

Subject Name

Country (C):
Organization (O):
Organization Unit (OU):
Common Name (CN): unify-my-connect.tech

Subject Alternative Name

DNS unify-my-connect.tech

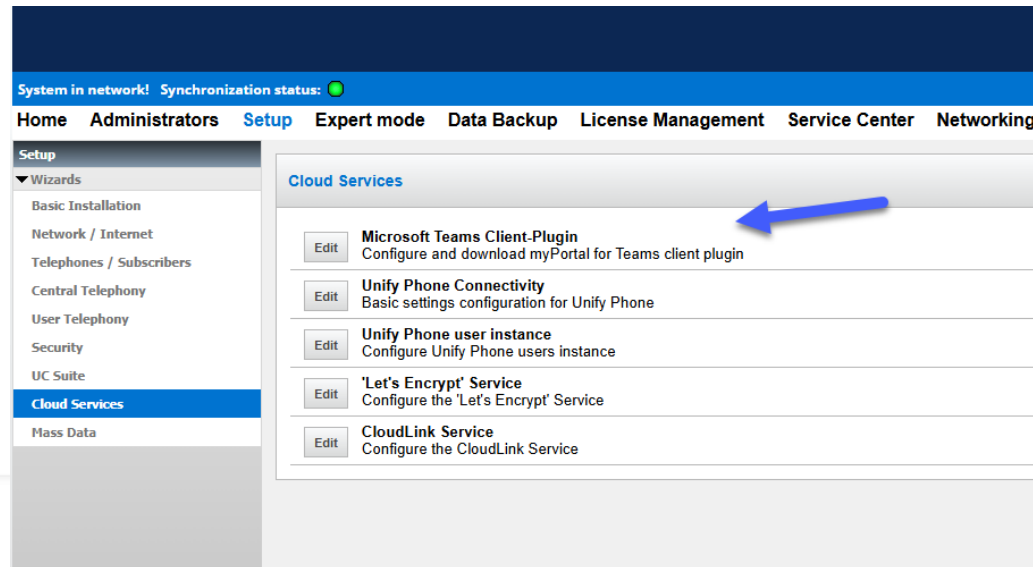
Public Key Encryption Data

Public Key Length: 2048
Public Key: E1358BF62AB9B6B15D0615B236
FA2010CAB8C596102416E4C71F
386D34CBA370374E1E6C3DF109
Fingerprint: F5C3 E3A9 9848 F253 DE2D 70D1
D150 BD8E 1605 E43E

Myportal for Teams

Installation of the plugin:

- ✓ Through OpenScape Business Assistant, Microsoft Teams administrator can generate and download the plugin's zip file.



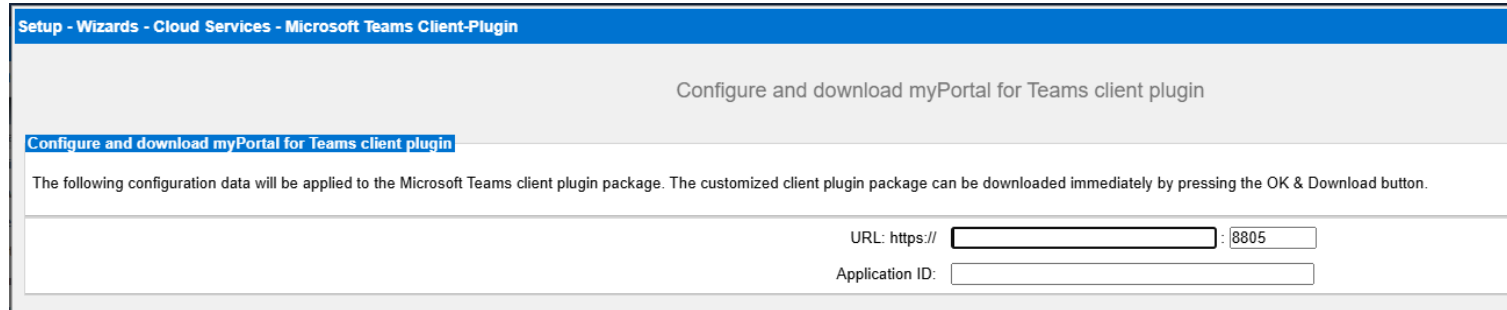
The screenshot displays the OpenScape Business Assistant web interface. At the top, a blue banner indicates 'System in network! Synchronization status: [green dot]'. Below this is a navigation menu with options: Home, Administrators, Setup (highlighted), Expert mode, Data Backup, License Management, Service Center, and Networking. A left-hand sidebar lists various setup categories, with 'Cloud Services' highlighted in blue. The main content area, titled 'Cloud Services', contains a list of configuration items, each with an 'Edit' button and a description. A blue arrow points to the 'Microsoft Teams Client-Plugin' entry, which is described as 'Configure and download myPortal for Teams client plugin'. Other items include 'Unify Phone Connectivity', 'Unify Phone user instance', ''Let's Encrypt' Service', and 'CloudLink Service'.

Service	Description
Microsoft Teams Client-Plugin	Configure and download myPortal for Teams client plugin
Unify Phone Connectivity	Basic settings configuration for Unify Phone
Unify Phone user instance	Configure Unify Phone users instance
'Let's Encrypt' Service	Configure the 'Let's Encrypt' Service
CloudLink Service	Configure the CloudLink Service

Myportal for Teams

Installation of the plugin:

- ✓ Teams administrator adds the domain and application id and downloads the zip file.
- ✓ The application id should be generated by the administrator through Microsoft azure portal



Setup - Wizards - Cloud Services - Microsoft Teams Client-Plugin

Configure and download myPortal for Teams client plugin

Configure and download myPortal for Teams client plugin

The following configuration data will be applied to the Microsoft Teams client plugin package. The customized client plugin package can be downloaded immediately by pressing the OK & Download button.

URL: https:// : 8805

Application ID:

Myportal for Teams

Installation of the plugin:

- ✓ The application id should be generated by the administrator through Microsoft azure portal

The screenshot displays the Microsoft Azure portal interface for an application registration named 'MyPortal for Teams'. The 'Essentials' section is expanded, showing the following details:

- Display name: [MyPortal for Teams](#)
- Application (client) ID: [redacted]01d7906 (highlighted with a blue arrow)
- Object ID: { [redacted] }6dcf3264
- Directory (tenant) ID: [redacted]29e9395
- Supported account types: [My organization only](#)
- Client credentials: [Add a certificate or secret](#)
- Redirect URIs: [Add a Redirect URI](#)
- Application ID URI: [Add an Application ID URI](#)
- Managed application in l...: [MyPortal for Teams](#)

A notification banner at the bottom states: "Starting June 30th, 2020 we will no longer add any new features to Azure Active Directory Authentication Library (ADAL) and Azure Active Directory Graph. We will continue to provide technical support and security updates but we will no longer provide feature updates. Applications will need to be upgraded to Microsoft Authentication Library (MSAL) and Microsoft Graph. [Learn more](#)"

At the bottom left, there are links for [Get Started](#) and [Documentation](#).

Myportal for Teams

Installation of the plugin:

- ✓ After configuring URL and Application ID, click OK&Download

Setup - Wizards - Cloud Services - Microsoft Teams Client-Plugin

Configure and download myPortal for Teams client plugin

Configure and download myPortal for Teams client plugin

The following configuration data will be applied to the Microsoft Teams client plugin package. The customized client plugin package can be downloaded immediately by pressing the OK & Download button.

URL: https:// unify. :tech :8805

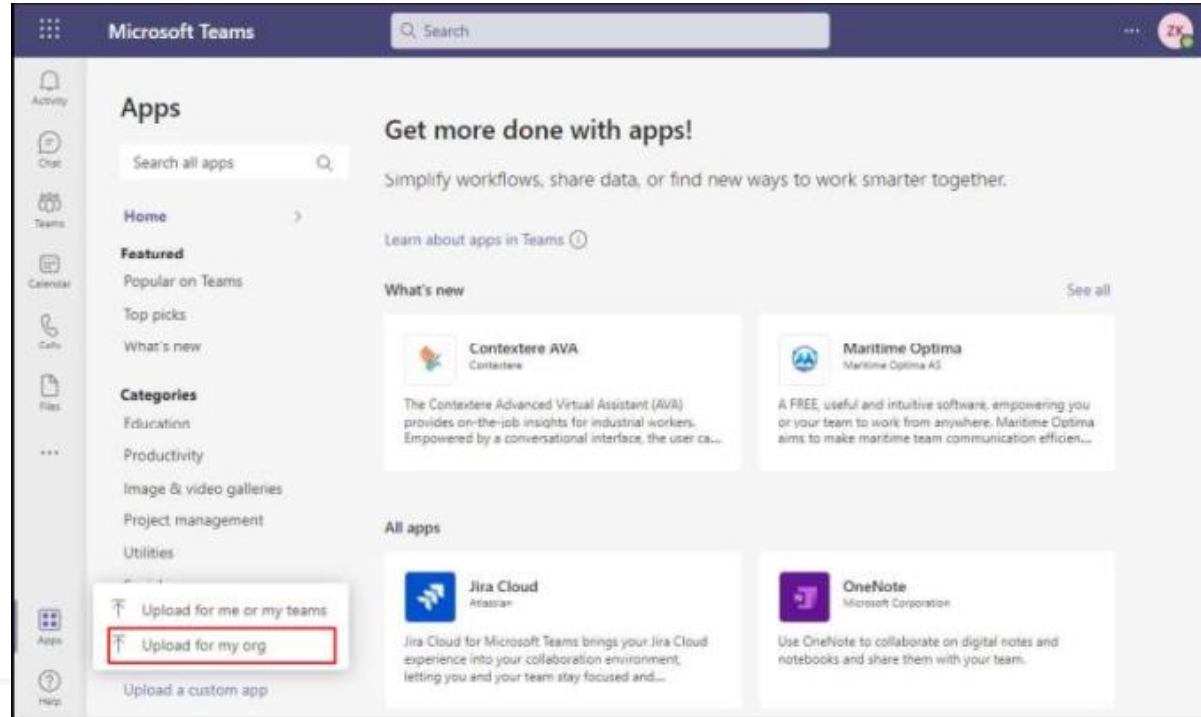
Application ID: 32b: d7906

Help Abort OK & Download

Myportal for Teams

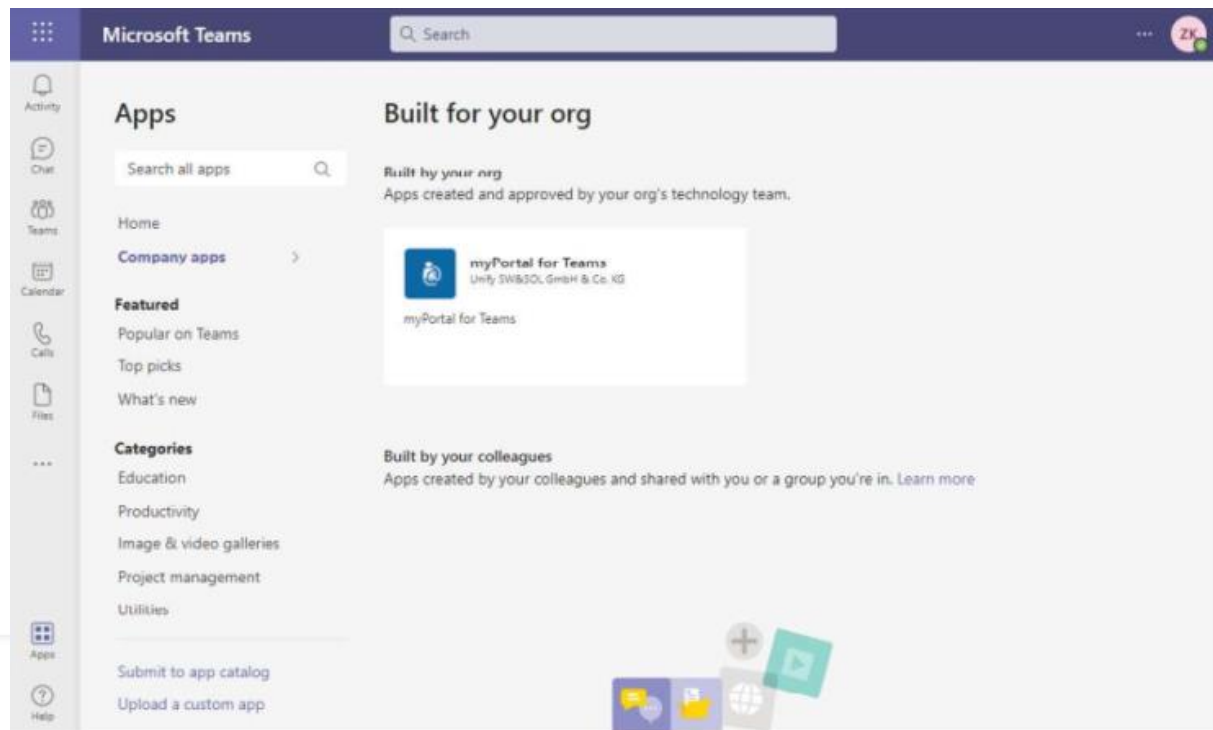
Installation of the plugin:

- ✓ The administrator uploads the zip file to the MS Teams store



Myportal for Teams

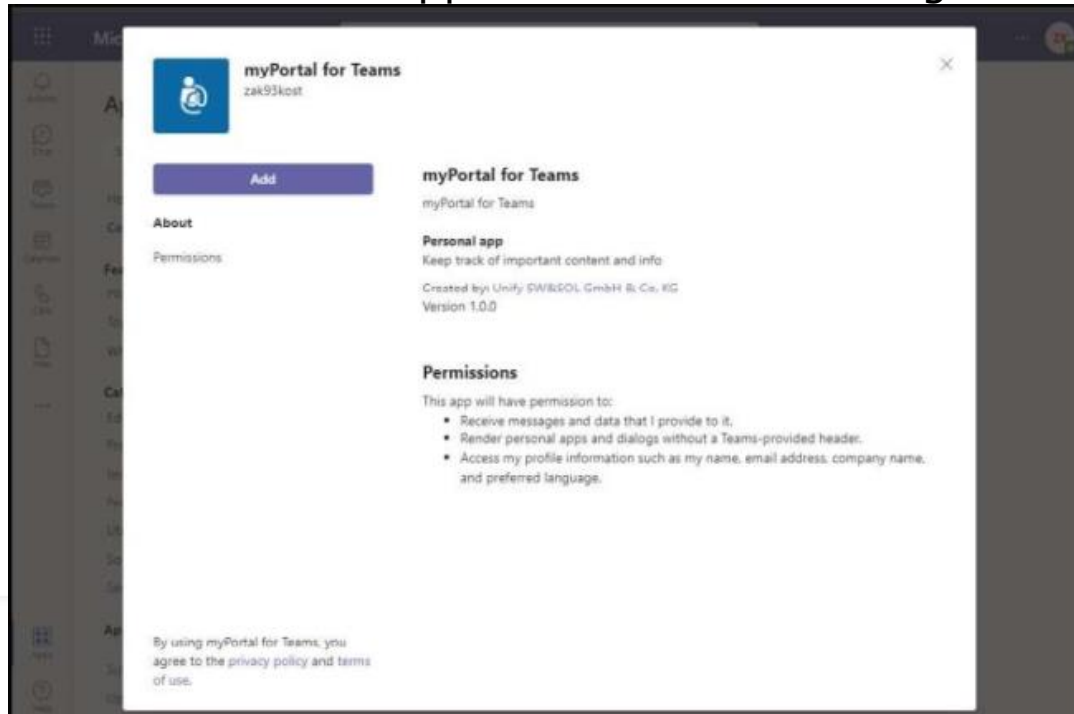
Installation of the plugin:



Myportal for Teams


Installation of the plugin:

- ✓ The admin makes the app available for their organisation



myPortal for Teams – Overview of the plugin

✓ Login



myPortal for Teams – Overview of the plugin

✓ Call Control

The screenshot displays the Microsoft Teams interface with the Call Control plugin. The left sidebar includes navigation options: Activiteit, Chatten, Teams, Agenda, Gesprekken, OneDrive, Unify Phone, myPortal, and CONNECT T... Below these are three dots and an Apps icon. The main area shows a user profile for Mies Thuis (Office | 3265 | Set Status Message) and a list of options: Call History, Contacts, Favorites, and Call Control (highlighted). At the bottom of the main area is a Settings icon. The right pane shows a call control interface with a search bar labeled 'Zoeken (Ctrl+E)', a 'Dial Phone Number' input field, a numeric keypad (1-9, *, #, 0, +), and a green call button.

myPortal for Teams – Overview of the plugin

✓ Contacts

The screenshot shows the Microsoft Teams interface with the 'Contacts' plugin active. The left sidebar contains navigation icons for 'Activiteit', 'Chatten', 'Teams', 'Agenda', 'Gesprekken', 'OneDrive', 'Unify Phone', 'myPortal', and 'Settings'. The main area displays a list of contacts with search filters and details.

Contacts [joris] X

J	Joris demo MyCon	1679 Extension	✉ ☎ ⋮
JB	Joris Belgie	5523 Extension	✉ ☎ ⋮
JC	Joris Demo Circuit	1224 Extension	☎ ⋮
JG	Joris Geussens	2176 Extension	✉ ☎ ⋮
	Joris Geussens	1176 Extension	✉ ☎ ⋮
JG	Joris Geussens	1212 Extension	✉ ☎ ⋮
JG	Joris Geussens	2677 Extension	✉ ☎ ⋮
JG	Joris Geussens C	1189	☎ ⋮

myPortal for Teams – Overview of the plugin

✓ Favorites

The screenshot shows the Microsoft Teams interface with the 'Favorites' section selected in the left sidebar. The main area displays a list of favorites under the 'Service' category. The list includes the following entries:

Name	Extension	Icons
Joris Geussens (Meeting)	1176 Extension	Chat, Call, More
Michel Haug (Office)	1165 Extension	Chat, Call, More
FN MP2GO (Office)	1495 Extension	Call, More
Michel MP2GO (Office)	1464 Extension	Call, More
Michel MSTEAMS (Office)	2678 Extension	Call, More

myPortal for Teams – Overview of the plugin

✓ Call History

The screenshot shows the Microsoft Teams interface with the 'myPortal' plugin. The left sidebar contains navigation options: Activiteit, Chatten, Teams, Agenda, Gesprekken, OneDrive, Unity Phone, myPortal, and CONNECT TO... Below these are 'Settings' and 'Apps'. The main area displays the profile of 'Mies Thuis' (Office | 3265 | Set Status Message) and the 'Call History' section. The call history list includes the following entries:


Call Type	Duration	Time	Call Type	Date	Time
Outgoing call	00:00	13:25	Outgoing call	Today	13:25
Outgoing call	00:15	11:07	Outgoing call	Oct 23	11:07
Outgoing call	00:15	11:07	Outgoing call	Oct 23	11:07
Outgoing call	00:15	11:06	Outgoing call	Oct 23	11:06
Outgoing call	00:15	11:04	Outgoing call	Oct 23	11:04
Outgoing call	00:20	10:36	Outgoing call	Oct 19	10:36
Outgoing call	00:20	10:31	Outgoing call	Oct 18	10:31
Outgoing call	09:51	09:51	Outgoing call	Oct 18	09:51
Incoming call	01:18	14:40	Incoming call	Oct 16	14:40

myPortal for Teams (pwa)

- ✓ myPortal for Teams – Progressive Web App

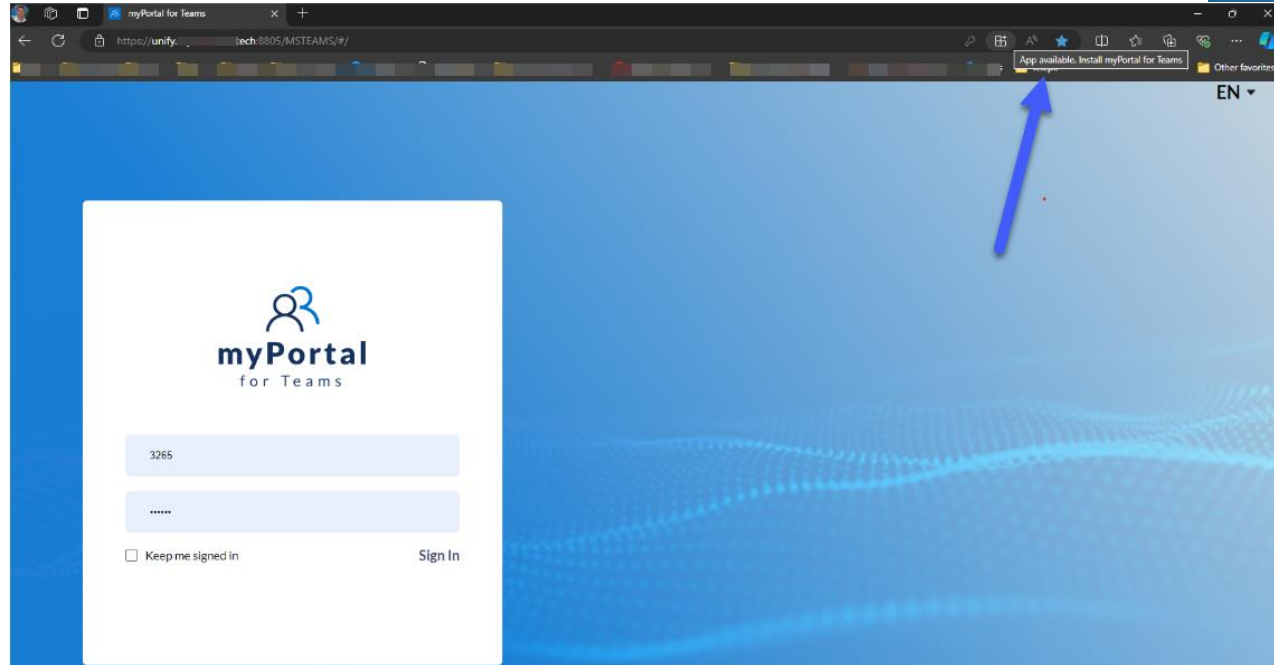


myPortal for Teams



myPortal for Teams (pwa)

- ✓ Via <https://domainname:8805> you can install myPortal for Teams as an app on your desktop.
- ✓ Using myPortal for teams outside MS Teams app



myPortal for Teams (pwa) - overview

- ✓ Call Control
- ✓ Contacts
- ✓ Favorites
- ✓ Call History

